




Vital Vocabulary


Key knowledge – What will I know by the end of this unit?

- abstract
- arrangement
- blend
- botanical
- botanist
- composition
- cut
- dark
- even
- expressive
- form
- frame
- frottage
- geometric
- gestural
- grip
- light
- line
- magnified
- organic
- object
- pressure
- rubbing
- scale
- scientific
- shading
- shape
- smooth
- surface
- tear
- texture
- tone
- tool
- viewfinder


Everything in our world is made from simple shapes. Identifying shapes within objects will help you to draw more accurately.




Squares and rectangles




Circles and ovals




Triangles



Straight lines




Wavy lines




**Dark tones** show where there is less light on an object. Pressing firmly with your pencil when you shade will create darker tones.

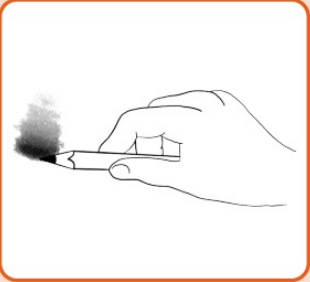
**Light tones** show where there is more light on the subject and less pressure is needed when you shade.



Holding a pencil to shade



Detail grip  
(Writing grip)



Shading grip

To shade in **ONE** direction

To not leave any gaps

To work neatly to the edges

To create smooth even tones

